

WiFi configuration

Operational on all Ufc locations and in all french universities.

Depending on your device the following illustrations can vary, reach out to the reception for support.

STEP 1



Welcome to eduroam CAT
Connect your device to eduroam®

eduroam® provides access to thousands of Wi-Fi hotspots around the world, free of charge.

[Click here to download your eduroam® installer](#)

Enable your data or connect to the limited wifi network **ufc-config** (password : **configufc**)

Enter the following url in the search bar :
<https://cat.eduroam.org/>

STEP 2

Connect your device to eduroam®

eduroam® provides access to thousands of Wi-Fi hotspots around the world, free of charge. [Learn more](#)

[Click here to download your eduroam® installer](#)

Click on **Click here to download your eduroam installer**

STEP 3




Select your insitution :
University of Franche-comte

STEP 4



Your devise is recognized by the system.
Download the profil by clicking on the blue button **eduroam**.

STEP 5



Install the profil

The profil is being downloaded.

email: wifi-master@univ-fcomte.fr

tel: 0381666968

This entry was last updated at: 2023-11-15 10:00:00

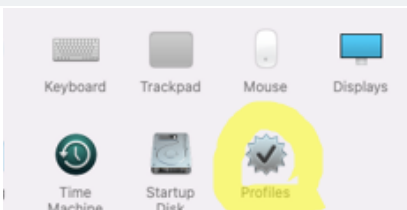
Welcome aboard the eduroam® user community!

Your download will start shortly. In case of problems with the automa

Dear user from University of Franche-Comte,

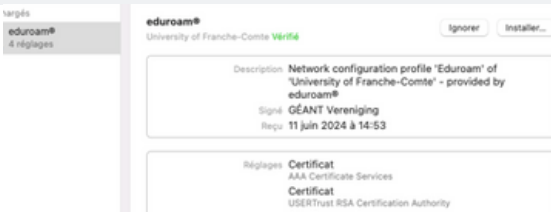
We would like to warmly welcome you among the several million users o
thousands of universities, research centres and other places all over the

STEP 6



In **System Settings** select **profil**.

STEP 7



Click on **Install**.

STEP 8

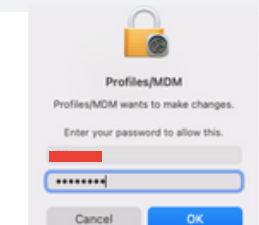


Type the login **Sesame (ENT)** followed by
@univ-fcomte.fr
Example : **jdurant@univ-fcomte.fr**

ATTENTION : this is not the academic email address !

The password is the same as the **Sesame (ENT)** account.

STEP 9



Type the **password** of your device to authorize the operation

STEP 10



In the WiFi settings, select the WiFi network named **eduroam**

IT'S OVER !

IN CASE OF FAILURE TO CONNECT

Delete the existing profil and renew the entire procedure